



What are liquids, aerosols and gels?

The new rules apply to drinks, creams, perfumes, sprays, gels, toothpaste, lipstick, lip balm and similar substances.

Items Allowed

Empty Containers

- Empty containers such as flasks or mugs

Cosmetics & Toiletries

- Sanitary towels and tampons
- Talcum powder
- Contact lenses and contact lens solution

Food

- Sandwiches
- Fruit
- Vegetables
- Other solid foods

Baby Products

- Empty containers such as empty bottles, beakers or flasks
- Baby milk
- Sterilised baby water
- Baby juice
- Baby products in liquid, gel or paste form
- Baby food powder

Medicines

- Essential prescribed medication
- Essential non-prescribed medication eg. cough syrup
- Insulin
- Medical devices

Items Over 100ml Not Allowed

Drinks

- Any drinks in cans, bottles, plastic containers etc

Liquid Cosmetics & Toiletries

All cosmetics and toiletries in liquid/gel form, for example:

- Fragrance and perfume
- Creams
- Liquid foundations and lip gloss
- Mascara
- Toothpaste
- All products in pressurised containers eg. hairspray and shaving foam/gel
- Deodorants

Food

Any liquid-based food products in packets, tubes, plastic or tin containers, for example:

- Jams and syrups
- Sauces
- Pastes
- Yoghurts
- Soups (carton or otherwise)
- Stews or curry

BEFORE CHECK-IN

Are your liquids, aerosols and gels 100ml or less?

- Liquids, aerosols and gels include items such as drinks, creams, perfumes, sprays, gels, toothpaste, lipstick, lip balm and similar substances.

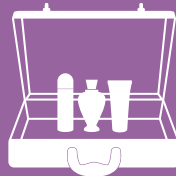
NO



YES



CHECK-IN



If the items are greater than 100ml, place them in your check-in baggage

There are no new restrictions on what you can pack into your check-in baggage.

CARRY-ON



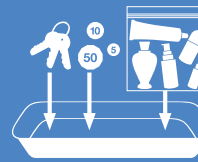
About 20 x 20cm

If you want to take items through the screening point make sure:

- Each item is 100ml or less
- All items fit in a transparent, one-litre bag
- The bag is sealed
- Only one bag per person is allowed.

SECURITY

- Proceed to the screening point
- Present this bag with your other carry-on baggage
- You may be also subject to a random frisk search. This is in addition to the explosive trace detection process already in place.



NEW RULES FOR TAKING LIQUIDS, AEROSOLS AND GELS THROUGH SECURITY ONTO INTERNATIONAL FLIGHTS



Size about 20 x 20cm

To increase your safety, there are new rules about taking liquids, aerosols and gels on flights into and out of Australia.

These new rules are needed to protect you from the threat of liquid explosives.

Each container of liquids, aerosols or gels in your carry-on baggage must be 100 millilitres or less. All the containers must be sealed in a transparent, one-litre plastic bag. You are only allowed one bag. Any resealable bag of one litre capacity or less is allowed.

You may still carry through the screening point prescription medicines. Baby products and non-prescription medicines that you need for the flight are also allowed. Proof of need may be required.

When you get to the screening point, you will have to surrender any liquids, aerosols or gels greater than 100ml that you still have with you, including duty free. The new rules also introduce random frisk searches as part of the screening process.

Please prepare your plastic bag before you check-in. You will then have time to put any containers that are too big into your check-in baggage.

Here's what you need to do

Before checking in

Sort through any liquids, aerosols and gels that you plan to take with you on your flight. If possible, do this before you leave for the airport.

All liquids, aerosols and gels that you intend to take in your carry-on baggage must be in containers 100ml in volume or smaller. (This is about equal to 100gm in weight).

Any containers larger than 100ml will need to be packed into your check-in baggage or left behind.

Partially filled containers larger than 100ml will not be accepted.

Place the containers that you want to take in your carry-on baggage into a transparent, resealable plastic bag.

The bag must be no greater than 1 litre in size, for example 20x20cm or 15x25cm. You can purchase these bags at most supermarkets.

The plastic bag should close comfortably when full. If it doesn't, you will need to remove some items. Only one bag per person is allowed.

Keep this bag accessible in your carry-on baggage. You will need to show it to security screening staff.

At the security screening point

You will need to present your plastic bag to security screening staff separately.

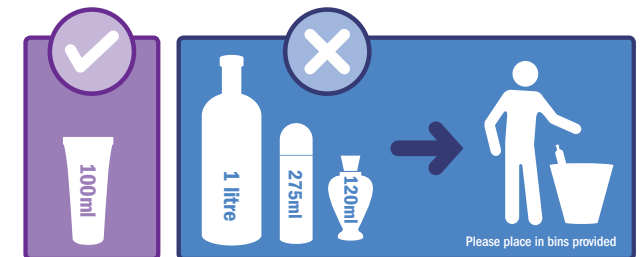
At the screening point, you must surrender any liquids, aerosols or gels greater than 100ml that you still have with you, including duty free. These items will be destroyed.

Security staff may ask for proof of need for any medicines you are carrying, such as matching the name on your prescription medications to your boarding pass.

Please remove bulky overcoats.

You may also be asked to undergo a frisk search.

These rules also apply to passengers transiting through Australian international airports.



At many airports you will be able to purchase or collect items like duty free and drinks after you have passed through the screening point for your international flight.